



Hard Surface Edge Options

Group A – Thickness 1 1/4" (3 cm)



Eased Edge


Group B – Thickness 1 1/4" (3 cm)



Bevel



Double Radius

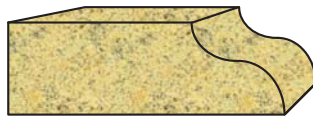


Half Bullnose



Bullnose

Group C – Thickness 1 1/4" (3 cm)



Ogee



Chiseled

Group D – Thickness 1 1/4" (3 cm)

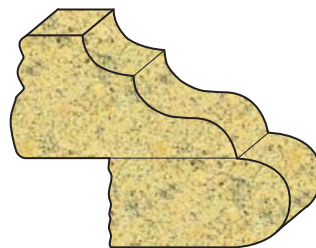


Double Ogee

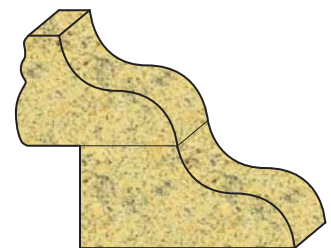
Custom Options – Thickness 2 1/2" (6cm)



Demi Over Half Bullnose



Q Over Bullnose



Ogee-Ogee